

B 20

🚜 130-200 HP max. 20 cm Ø

Pick-up-Mulcher with disc chipper and ejecting chute

Combined technology for a particularly fine mulching result.

The two hydraulic pick-up rotors of the B20 pick up prunings and windrows, while the upper rotor moves up and down in a floating motion - the material is thus optimally fed and transported inwards.

The specially designed High Density CUT CONTROL rotor with its fixed hammers ensures a good mulching result even before the material passes through a second shredding process in the powerful disc shredder. The resulting biomass is discharged via the chute into the tractor trailer provided.

The use of this machine is so efficient that an area of one hectare can be completely cleared of material in just a few hours. The finely ground material is used either as humus or as biomass for combustion plants.

Standard version and characteristics

- > Mulches brush & wood up to 20 cm [8"] Ø
- > Working speed 0-2 km/h
- > ISO 3-point rear linkage cat. 3, push drive (Reverse drive system recommend)
- > 750 rpm gearbox
- > Dual side belt transmission
- > Two hydraulic pick-up rotors
- > Disk chipper with exchangeable wear plates and blades made of wear resistant steel
- > Wear resistant expulsion chute, hydraulically tiltable and rotatable
- > Hydraulically adjustable chute deflector
- > Support roller
- > High-density CUT CONTROL Rotor tungsten carbide hammers MINI DUO Tempered COUNTER CUTTERS
- > Chevrons with rear lamps

Required hydraulic fittings
5 double acting
1 extra return



▶ YouTube www.youtube.com/seppimulcher

Specifications • B20		
Working width	cm [inch]	150 [59]
Overall width	cm [inch]	200 [79]
Depth	cm [inch]	192 [76]
Height	cm [inch]	230 [91]
Weight (base value)	kg [lb]	3.100 [6,839]
Belts	qty	2 x 5
Flails	qty	28
Nominal tractor power	HP	130-200

Tools



fixed hammers
MINI DUO

B20 · Features

Strong and robust chassis made of high tensile and wear-resistant steel with replaceable wear plates.

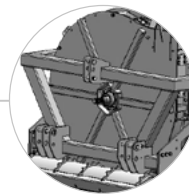


4-in-1: Collection → Mulching → Shredding → Discharging

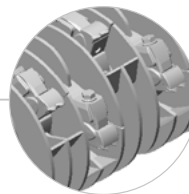


Hydraulic height adjustment of chute deflector

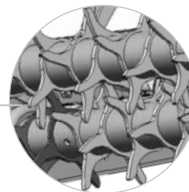
Wear resistant expulsion chute, hydraulically tiltable and rotatable



The mulched material is shredded a second time now in the disc shredder; the result is finest biomass



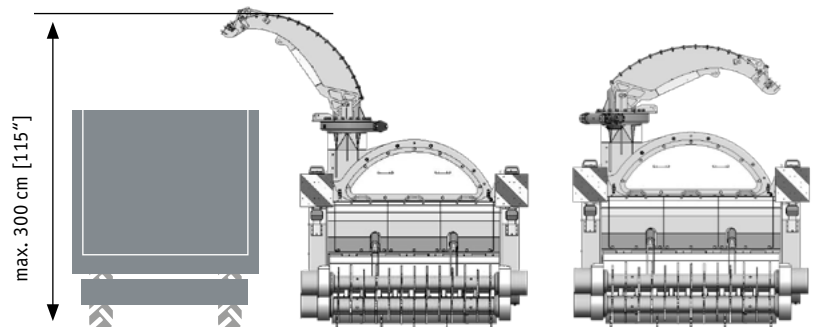
High-density CUT CONTROL rotor with MINI DUO fixed hammers, tungsten carbide tips, tempered COUNTER CUTTERS



Hydraulic rotors pick up the material and feed it into the machine.



Adjustable support roller
Reinforced bearing and roller



Machine delivered without trailer.

* recommended height