

BMS

 15-30 tons [33k-66k lbs]

 max. 30 cm [12 inch]

Powerful mulching head for excavators

The BMS is considered to be the superior excavator mulcher. Thanks to its exceptional design and performance, it mulches wood with maximum power up to 30 cm = 12 inch in diameter. The unique hydraulic hood allows the operator to cut the branch first, close the hood and then mulch the material in one step. The areas of application are forests with tree stumps and large wood mass. A wide range of motors is available for its operation.

Standard version and specifications

- > Mulches brush and wood up to 30 cm [12"] Ø

- > Excavator category 15-30 tons [33,000-66,000 lbs]

- > Chassis made of high tensile and wear-resistant steel AR400

- > Universal attachment interface

- > 5-belt transmission

- > Transmission via motor of choice

- > Mechanically adjustable hood

- > Front- and rear protection with chains

- > Reinforced support skids

- > Standard rotor: Fixed hammers MINI DUO + lateral EXTREME with tungsten carbide inserts

- > Counter cutters inside the chassis

Optional configuration and accessories

- > Fixed hammers MONO TIP V-LOCK with lateral version EXTREME

- > CUT CONTROL system with MINI BLADE tool


- > Interface plate for an excavator arm

- > 190° rotation plate

- > Electric valve for opening the hydraulic hood with control

- > Automatic variable displacement motor M-BOOST 60-80 cm³ or 110-160 cm³



 YouTube www.youtube.com/seppimulcher

Specifications · BMS

	cm	100 [39]	125 [49]	150 [59]
Working width	cm	100 [39]	125 [49]	150 [59]
Overall width	cm	131 [52]	156 [62]	181 [71]
Depth	cm	111 [44]	111 [44]	111 [44]
Height	cm	85 [33]	85 [33]	85 [33]
Weight (base value w/o options)	kg	950 [2100]	1080 [2380]	1160 [2570]
Belts	qty	5	5	5
Fixed hammers MINI DUO · standard	qty	18+2	26+2	30+2
Fixed hammers MONO TIP V-LOCK	qty	26+2	33+2	40+2
Fixed hammers MINI BLADE	qty	20	28	32

Tools



Fixed hammer plus lateral version
MINI DUO



Fixed hammer plus lateral version
MONO TIP V-LOCK



Fixed hammer
MINI BLADE

High-performance hydraulic drive

The transmission system of the mulching head **BMS** adapts to motors with hydraulic flow rates from 80 to 260 l/min. For this machine SEPPI M. offers two variable displacement motors with different operating pressures. The most powerful and efficient ones are the M-BOOST variable displacement motors that offers 40% more torque than standard motors. Your SEPPI M. dealer will help you choose the optimum motor for your application.

HYDRAULIC DRIVE	BMS
Pressure	200-350 bar [3,000-5,075 psi]
Case drain pressure	max. 5 bar [70 psi]
Required hydraulic flow	80-260 l/min [20-70 gpm]

Required hydraulic hoses:

Motor: 3 (pressure, return, drain)

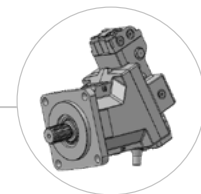
Hydraulic hood: 2 (open/close) or electric valve

Optional rotation plate: 2 (right/left)

AR400

Robust chassis made of wear-resistant steel

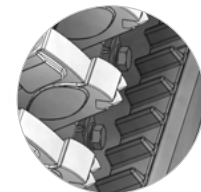
Full cover protects the drive, the connections are easily accessible



M-BOOST automatic variable displacement motor with relief valve



Bolt on rotor shaft

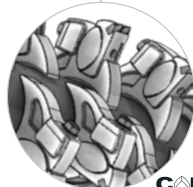


COUNTER CUTTERS

Counter cutters inside the chassis for a perfect mulching result

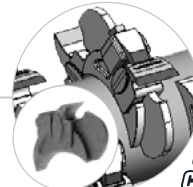


Reinforced skids in a compact strong design



CARBIDE

Forestry rotor with standard fixed hammers for mulching brush and grinding wood, optional V-LOCK system



CUT CONTROL

Optional rotor: CUT CONTROL system
The sharpenable blade of the MINI BLADE with the specially developed gauge reduces the depth of cut
> Fast cut and fine mulch