

# MIDIFORST dt

max. 30 cm Ø 120-[200\*]240 HP

## Strong compact forestry mulcher - the classic!

This forestry machine certainly, punches above its weight with its robust construction.

For a forestry tiller like this, the fixed hammers are the first choice.

The patented rotor shaft and the hammers with additional tungsten carbide inserts make mulching and tilling very efficient. The patented tool holder system allow easy replacement of its hammers for minimum downtime.

## Standard version and specifications

- > Mulches bushes and wood up to 30 cm [11.8"]Ø
- > Working speed 0-5 km/h
- > 3 point rear linkage cat. 2 & 3 central fixed
- > 1000 rpm gearbox with freewheel
- > Dual side belt transmission
- > Hydraulically operated hood
- > Skids, adjustable in height with replaceable hard metal plate
- > Front- and rear protection with chains
- > Tempered counter cutters
- > Standard rotor: combination of fixed hammers with tungsten carbide inserts MINI DUO and MONO PROTECT EXTREME

## Optional configuration and accessories

- > Combination of fixed hammers with tungsten carbide inserts MONO TIP V-LOCK and MONO PROTECT EXTREME
- > Front attachment
- > Hydraulic top link
- > ADAM™ Alignment system
- > Centrifugal clutch \*machine limited to 200 HP
- > Mechanical or hydraulic guard frame
- > Narrow skids



YouTube [www.youtube.com/seppimulcher](http://www.youtube.com/seppimulcher)

Specifications · MIDIFORST dt	Nominal Tractor Power 120-240 HP		
	200 cm [79"]	225 cm [89"]	250 cm [98"]
Working width	200 cm [79"]	225 cm [89"]	250 cm [98"]
Overall width	230 cm [90"]	255 cm [100"]	280 cm [110"]
Depth	125 cm [49"]	125 cm [49"]	125 cm [49"]
Height	115 cm [45"]	115 cm [45"]	115 cm [45"]
Weight (base value w/o options)	1.670 kg [3680lb]	2.010 kg [4430lb]	2.230 kg [4920lb]
Belts	2x5	2x5	2x5
Fixed hammers · MINI DUO + lateral	42+2	46+2	50+2
Fixed hammers · MONO TIP + lateral	61+2	68+2	75+2

## Tools



Fixed hammer  
MINI DUO



Fixed hammer  
MONO TIP V-LOCK



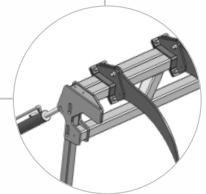
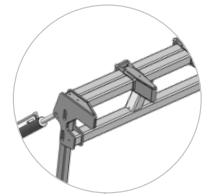
Lateral hammer  
EXTREME

## MIDIFORST dt · Specifications

Powerful mulcher for upper mid range tractors.  
Strong and robust casing made of high-tensile steel, with replaceable wear plates.



**ADAM™ Alignment system**  
Angular adjustment protects the PTO shaft and the input shaft.  
The range of movement is even greater. (option)



Guard frame for felling operations and to protect the tractor (option)

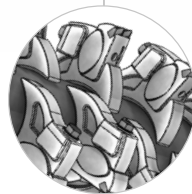
Easy access due to the hatch for service and maintenance

Lateral material deflectors

Adjustable in height skids, reinforced with replaceable hard metal plate




Heavy chains protect tractor and driver



**HELIX ROTOR**  
**CARBIDE**

Rotor with fixed hammers, for mulching wood and soil cultivation



**COUNTER CUTTERS**

Reinforced chassis with wear-resistant steel plates  
5 rows of tempered counter cutters for a perfect mulching result, interchangeable rows in critical zones