





STAR-FC hyd

 15-35 tons
[30k-70k lbs]

 max. 40 cm
[16 inches]

 max. 15 cm
[6 inches]

 max. 30 cm
[12 inches]

Attachment designed for excavators, grinds stumps and roots, and it tills the soil

This versatile grinding machine performs excellent work in the field of agriculture and is particularly efficient in the forestry industry. Thanks to its high performance, it grinds timber and stumps in a rapid and powerful way.

The STAR-FC is a multi-talented machine; it mulches and grinds wood up to 40 cm [16 inch] in diameter. It can also be used on surfaces with rocky soil, as it crushes stones up to 15 cm. When removing roots and stumps, it works up to 30 cm deep in the soil.


Standard version and specifications

- > Mulches brush and wood up to 40 cm [16"] Ø
- > Crushes stones up to 15 cm [6"] Ø
- > Tills as deep as 30 cm [12"] below the surface
- > Excavator category 15-35 tons [30,000-70,000 lbs]
- > Chassis made of high tensile steel S420, with replaceable wear plates
- > Universal attachment interface
- > CARBONCHAIN gear belt transmission (model-75-100 single sided model-125 available single or double)
- > Prepared for transmission with hydraulic motor and 2SPEED system
- > Hydraulically adjustable hood
- > Protection with chains
- > Narrow in-depth skids
- > Standard rotor: Fixed hammers with tungsten carbide inserts ULTRA MONO PROTECT V-LOCK and lateral EXTREME

Optional configuration and accessories

- > Interface plate for an excavator arm
- > 190° rotation plate
- > Electric valve for opening the hydraulic hood with control
- > Automatic variable displacement motor M-BOOST 125-250 cm³, including manual 2SPEED shift (model-75-100 with 1 motor 125 available with 1 or 2 motors)
- > Electric control (speed sensor, 2SPEED shifting, hour counter, etc.) with wiring and in-cab display for 24V



 YouTube www.youtube.com/seppimulcher

Specifications · STAR-FC hyd

	75 cm [30"]	100 cm [39"]	125 cm [49"]
Working width	75 cm [30"]	100 cm [39"]	125 cm [49"]
Overall width	104 cm [41"]	129 cm [51"]	154 cm [61"]
Depth	145 cm [57"]	145 cm [57"]	145 cm [57"]
Height	130 cm [51"]	130 cm [51"]	130 cm [51"]
Weight (base value w/o options)	1.330 kg [2920 lb]	1.500 kg [3300 lb]	1.680 kg [3700 lb]
Toothed belts	1	1	1 or 2
ULTRA MONO PROTECT + EXTREME	9+4+2	14+4+2	19+4+2

V-LOCK
Tools



Fixed hammer with tips made of tungsten carbide
ULTRA MONO PROTECT



Lateral fixed hammers with tips made of tungsten carbide
EXTREME

M-BOOST

High-performance hydraulic drive

The transmission system of the mulching head **STAR-FC** adapts to motors with hydraulic flow rates from 120 to 320 l/min. For this machine SEPPi M. offers automatic variable displacement motors with different operating pressures. These powerful and efficient M-BOOST motors offer 40% more torque than standard motors. Your SEPPi M. dealer will help you choose the optimum motor for your application.

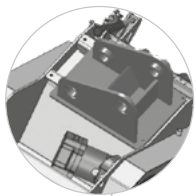
HYDRAULIC DRIVE	STAR-FC hyd
Pressure	1 motor: 200-350 bar [3,000-5,075 psi] 2 motor: 200-350 bar [3,000-5,075 psi]
Case drain pressure	max. 5 bar [70 psi]
Required hydraulic flow	120-320 l/min [31-85 gpm]

Required hydraulic hoses:

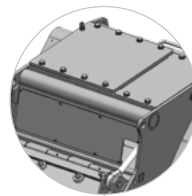
Motor: 3 (pressure, return, drain)

Hydraulic hood: 2 (open/close) or electric valve

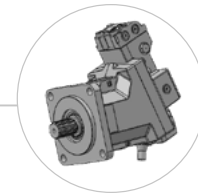
Optional rotation plate: 2 (right/left)



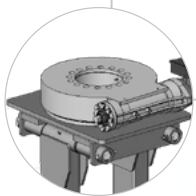
Optional interface plate for excavator arm



Machine interior covered and protected



M-BOOST (1-2) automatic variable displacement motor with relief valve



Optional hydraulic rotation plate 190°

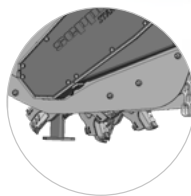


S420
WEARPLATE

Very strong chassis S420 with replaceable wear plates for a very long life

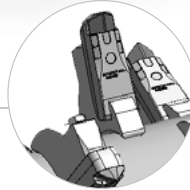


Thanks to the 2SPEED system, the motor speed can be switched; manual shift as standard; optional switching during operation via the in-cab terminal. Optional with electric control and display for speed sensor, speed shifting, hour counter, etc.

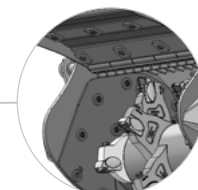


Exposed rotor for optimum tilling and grinding work

CARBIDE
U-LOCK



Fixed hammers forestry rotor ULTRA MONO PROTECT V-LOCK with tungsten carbide inserts



Replaceable steel plates in the chassis and under the hood for a long life